



# Hahn KT-N 6R / KT-V 6R

Universal hinges for PVC-U doors

**KT|N**  
**6R**

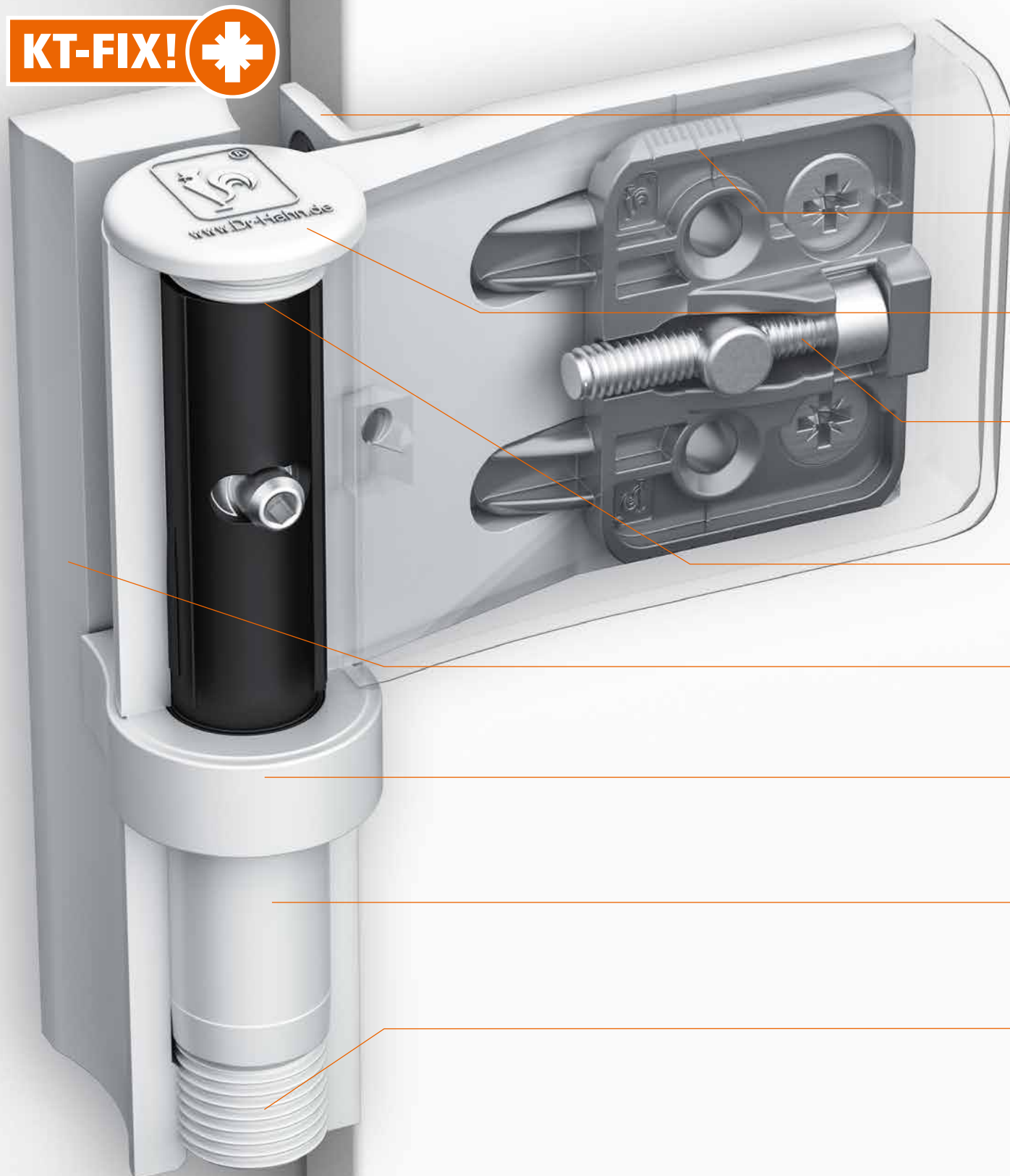
**KT|V**  
**6R**



**NEW!**  
**MODERN DESIGN**













**KT-FIX!** 



**CE**

For explanations of  
the table, please visit  
[www.dr-hahn.com](http://www.dr-hahn.com)

								
	Service classes	Durability	Weight of test door	Fire resistance	Security	Corrosion resistance	Intrusion protection	Hinge class
	4	7	7	0	1	4 (5*)	1	14
	4	7	7	0	1	4 (5*)	1	14

Suitable for use on emergency exit doors. \*Class 5 in accordance with EN 1670:2007



# Hahn KT-N 6R / KT-V 6R

Universal hinges for PVC-U doors

**KT-N 6R with retaining angle**  
for additional stability

**Quick installation** – zero position  
predefined in as-delivered condition

**Good weathering resistance**  
due to modern PVC-U

**Horizontal adjustment  $\pm 5$  mm**  
Inaccessible for unauthorised  
persons

**Variable adjustment of sealing  
pressure** by means of Hahn  
toothed bushing  $\pm 2.5$  mm  
+ 0.5 mm reserve within the  
upstand range

**Contemporary design**  
due to subtle contours

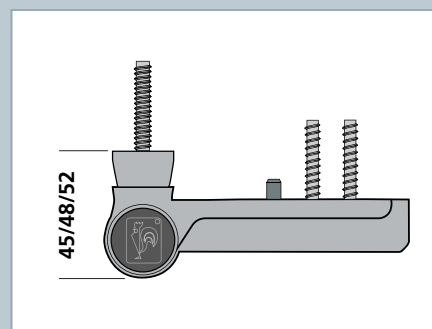
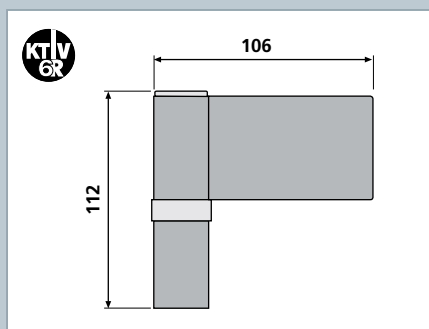
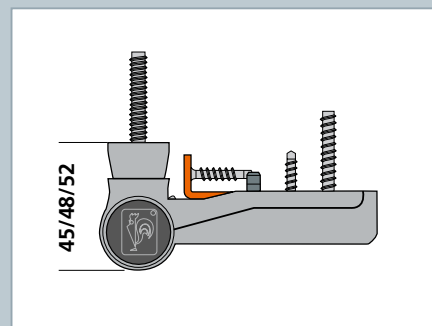
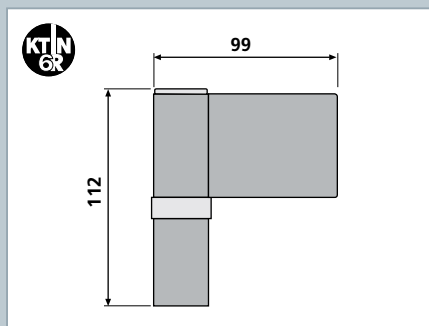
**Flawless appearance** – bushing  
collar covers all adjustment gaps

**SKG-certified security**  
– integrated bolt security without  
additional parts


**Height adjustment variable  
from the zero position:**  
raising + 4 mm  
lowering – 3 mm

## Other advantages

- Six possible adjustments which can be carried out single-handedly without raising or removing the door
- CE-certified with hinge class 14 for very high loads
- Supports 160 kg, depending on profile section design
- High surface quality available in all RAL colours and special designs
- Four upstand ranges: 15 – 20 mm, 18 – 23 mm and 22 – 27 mm
- Good fit even with very high heat insulating chambers, due to extended centring pins
- Bearing bolt can be removed with door mounted, e.g. with low lintel







## New design – with proven flexibility

Proven products with improved technology and fresh design:

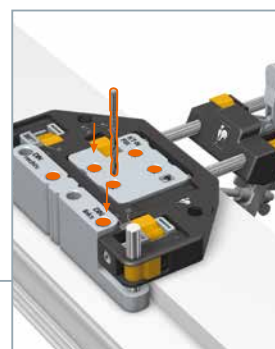
The Hahn KT-N 6R und KT-V 6R premium hinges accentuate the beauty of attractive doors with their subtle design and stand out due to their efficient, high-calibre installation technology.

Both series achieved hinge class 14 rating for very high loads during testing for CE labeling and thus may also be installed on emergency exit doors. A good fit is also ensured even with doors that have high heat insulating chambers. The hinges of both series are tested and approved for doors weighing up to 160 kg, depending on the design of door frame.


All adjustments can be performed on site by one person without having to raise or remove the door. As tried, tested and proven in real world use, the hinges of the series Hahn KT-N 6R and Hahn KT-V 6R can be adjusted variably in six directions.



### Installation instructions




Drill holes in frame and door.  
Note left or right-hand doors.



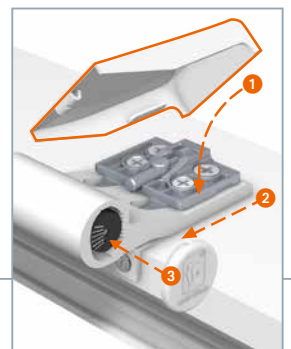
Install frame hinge part and screw down (pre-assembled).



Insert bearing element for left-hand or right-hand doors.



Screw on hinge part for door.



Insert caps.



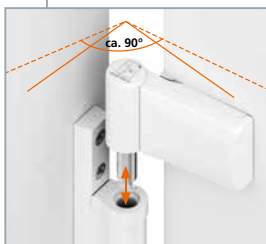
## Attractive – secure – sturdy



Front entrance doors are usually selected with care and based on individual requirements. After all, they serve as the calling card of a building for many years. In addition to reliability, particular emphasis is also placed on protection against break-ins. KT-N 6R and KT-V 6R series hinges have proven that they are secure in the demanding tests of SKG. Bearing bushing and bolt element are combined into a sturdy unit thanks to a newly developed type of bolt. The bolt is protected against unauthorised tampering when the door is closed without requiring any extra measures. Shape and colour can either make the hinge disappear or act as an attractive design element, depending on individual desires. All RAL colours and several individual metallic tones are available for every door, ensuring you find what you are looking for. The new cover strip results in a uniform colour scheme of all components.




### Adjustment instructions



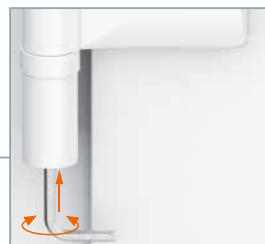
Mounting and removing the door while open 90°. If necessary, knock out bolt.



Variable adjustment of sealing pressure.



























Horizontal adjustment, infinitely variable up to  $\pm 5$  mm.



Height adjustment variable from the zero position.  
Raising + 4 mm  
Lowering - 3 mm


## Accessories and individual parts



1	Frame hinge part including bearing bushing white (pls indicate RAL colour)	15 – 20 mm		KT-N/KT-V	Item number available on request
		18 – 23 mm		KT-N/KT-V	Item number available on request
		22 – 27 mm		KT-N/KT-V	Item number available on request
1	Frame hinge part including bearing bushing black (pls indicate RAL colour)	15 – 20 mm		KT-N/KT-V	Item number available on request
		18 – 23 mm		KT-N/KT-V	Item number available on request
		22 – 27 mm		KT-N/KT-V	Item number available on request
2	Door hinge part	(pls indicate RAL colour)		KT-N	No. K400B0044
				KT-V	No. K500B0002
				KT-N	No. K400B0093
				KT-V	No. K500B0010
3	Fastening component KT-V FIX, complete			KT-V	No. K500B0011
4	Bearing bolt, complete			KT-N/KT-V	No. K400B0047
5	Saw-resistant bearing bolt, complete			KT-N/KT-V	No. K400B0131
6	Cap	white		KT-N/KT-V	No. K400K0023
		black		KT-N/KT-V	No. K400K0024
7	Cover strip	(pls indicate RAL colour)		KT-N	No. K400G0008
				KT-V	No. K500G0004
8	Locking screw for cover strip (small)			KT-N/KT-V	No. E3300802
9	Self-drilling screw 6,3 x 49			KT-N/KT-V	No. K400E0041
10	Countersunk head tapping screw 6x40			KT-N/KT-V	No. EF9000521
11	Self-drilling screw for upstand fastening			KT-N	No. E3300803
12	Bearing bushing with lifting spindle	white		KT-N/KT-V	No. K400B0151
		black		KT-N/KT-V	No. K400B0150
13	Countersunk screw 5 x 50			KT-N/KT-V	No. K400E0034

# Hahn KT-N 6R / KT-V 6R

## Item numbers



## Accessories

### Packing unit 1 hinge per box

Upstand range II (15 – 20 mm)	 P470 0000 P470 0F00	 P570 0000 P570 0F00		E RAL 9010 G RAL 9016 5 RAL 8077 9 Special colour*
Upstand range III (18 – 23 mm)	 P480 0000 P480 0F00	 P580 0000 P580 0F00		E RAL 9010 G RAL 9016 5 RAL 8077 9 Special colour*
Upstand range IV (22 – 27 mm)	 P490 0000 P490 0F00	 P590 0000 P590 0F00		E RAL 9010 G RAL 9016 5 RAL 8077 9 Special colour*

### Packing unit 24 hinges per box

Upstand range II (15 – 20 mm)	 P470 V000 P470 VF00	 P570 V000 P570 VF00		E RAL 9010 G RAL 9016 5 RAL 8077 9 Special colour*
Upstand range III (18 – 23 mm)	 P480 V000 P480 VF00	 P580 V000 P580 VF00		E RAL 9010 G RAL 9016 5 RAL 8077 9 Special colour*
Upstand range IV (22 – 27 mm)	 P490 V000 P490 VF00	 P590 V000 P590 VF00		E RAL 9010 G RAL 9016 5 RAL 8077 9 Special colour*

Drilling jig without clamp	KT-N KT-V KT-N KT-V	No. T316A0000 No. T315A0000 No. T316A0F02 No. T315A0F02
Drilling jig with clamp	KT-N KT-V KT-N KT-V	No. T316A0001 No. T315A0001 No. T316A0F03 No. T315A0F03
Automatic rod drilling jig for direct screw connection	KT-N KT-V KT-N KT-V	No. T416A0001 No. T415A0001 No. T416A0F03 No. T415A0F03
Step screw with flat-headed screw M6 x 18	KT-N/KT-V	No. K450A0006
Tool for screwing in step screw	KT-N/KT-V	No. K450A0004



Direct installation with screws



KT-FIX fastening system

\*Please indicate special colour (e.g. Inox N)